


Hand-y Craft: Animal Memory Game

Materials Needed:

- Printed Animal Cards on following pages
- Crayons or colored pencils
- Scissors



It's time to create your Animal Memory Game!

Color the animals on the flash cards, and then cut all the cards apart.

It's time to play your Animal Memory Game!

- Select 3-6 animals/signs card sets per player.
- Shuffle the cards and lay them face down in rows and columns.
- The youngest player goes first; play proceeds clockwise.
- On each turn, a player turns over two cards (one at a time). If the cards match, the player keeps the cards and draws again.
- Play continues until the drawn cards don't match. Those cards are turned face down again and it's the next player's turn.
- When the cards are all drawn, the game is over.
- The player with the most matches wins.



© 2013 Two Little Hands Productions
www.signingtime.com



Unit 16: Zoo animals | Flash Cards

Unit 16: Zoo animals



seal

Two Little Hands Productions | www.signingtime.com


Unit 16: Zoo animals



bat

Two Little Hands Productions | www.signingtime.com

Unit 16: Zoo animals



rhinoceros

Two Little Hands Productions | www.signingtime.com


Unit 16: Zoo animals



zebra

Two Little Hands Productions | www.signingtime.com

Unit 16: Zoo animals



hippopotamus

Two Little Hands Productions | www.signingtime.com

Unit 16: Zoo animals



panda

Two Little Hands Productions | www.signingtime.com


Unit 16: Zoo animals



bear

Two Little Hands Productions | www.signingtime.com

Unit 16: Zoo animals



lion

Two Little Hands Productions | www.signingtime.com

Unit 16: Zoo animals



tiger

Two Little Hands Productions | www.signingtime.com

Unit 16: Zoo animals | Flash Cards



rhinoceros

Place your thumb on your nose with your pinky extended. Now bring your hand away from your nose a little to show the size of the rhino's horn.



bat

With your pointer fingers bent, cross your arms like bat wings.



seal

Clap the back of your hands like seal flippers.



panda

Make a P and circle it to show the panda's eye markings or fingerspell it. P-A-N-D-A.



hippopotamus

Your extended pointer fingers and pinkies are like the teeth of the hippo, opening and closing.



zebra

Your hands draw stripes in front of your body to represent zebra stripes.



tiger

With your hands shaped like claws, bend your fingers as you separate your hands to show the stripes on the tiger's face.



lion

With a claw-shaped hand show a lion's mane.




bear

Cross your bear claw hands on your shoulders, and then scratch down one or two times.

Unit 15: FARM ANIMALS | Flash Cards


Unit 15: FARM ANIMALS



horse

Two Little Hands Productions | www.signingtime.com

Unit 15: FARM ANIMALS



chicken

Two Little Hands Productions | www.signingtime.com


Unit 15: FARM ANIMALS



farm

Two Little Hands Productions | www.signingtime.com


Unit 15: FARM ANIMALS



rooster

Two Little Hands Productions | www.signingtime.com


Unit 15: FARM ANIMALS



mouse

Two Little Hands Productions | www.signingtime.com


Unit 15: FARM ANIMALS



goat

Two Little Hands Productions | www.signingtime.com


Unit 15: FARM ANIMALS



donkey

Two Little Hands Productions | www.signingtime.com


Unit 15: FARM ANIMALS



cow

Two Little Hands Productions | www.signingtime.com

Unit 15: FARM ANIMALS



sheep

Two Little Hands Productions | www.signingtime.com

Unit 15: FARM ANIMALS | Flash Cards



farm

Slide the thumb of your open hand from one side of your jaw all the way to the other side. It's like the fence across the front of the farm.



chicken

Sign BIRD by opening and closing your pointer finger and thumb like a bird's beak. Then pretend to peck the palm of your other hand, like a chicken pecking at the ground.



horse

Touch your thumb to the side of your head and wave your first two fingers forward a few times, like a horse's ear.



goat

With your hand shaped like the letter O, touch your fingers to your chin, then extend your first two fingers as you place your hand on your forehead. Think of a goat's chin hair and horns.



mouse

Brush your pointer finger across the tip of your nose twice. Imagine a tiny mouse nose.



rooster

Sign the number three with your thumb on your forehead. It looks like a rooster's comb.



sheep

Pretend two fingers are scissors, now move them up the other arm as if you were shearing the wool of a sheep.



cow

Place your thumb on the side of your forehead with your pinky extended. Twist it forward twice. It looks like a cow's horn.




donkey

With your thumb on the side of your forehead, wave your other fingers up and down like a donkey's ear.

Unit 14: PETS | Flash Cards


Unit 14: PETS



dog

Two Little Hands Productions | www.signingtime.com


Unit 14: PETS



cat

Two Little Hands Productions | www.signingtime.com


Unit 14: PETS



pet

Two Little Hands Productions | www.signingtime.com


Unit 14: PETS



horse

Two Little Hands Productions | www.signingtime.com


Unit 14: PETS



bird

Two Little Hands Productions | www.signingtime.com


Unit 14: PETS



fish

Two Little Hands Productions | www.signingtime.com


Unit 14: PETS



rabbit

Two Little Hands Productions | www.signingtime.com


Unit 14: PETS



duck

Two Little Hands Productions | www.signingtime.com

Unit 14: PETS



frog

Two Little Hands Productions | www.signingtime.com

Unit 14: PETS | Flash Cards



pet

Pretend to pet an animal.



cat

Close your pointer finger and thumb together as you brush them away from your cheek a few times. It's like you're stroking a cat's whisker.



dog

Pat your leg, or pat your leg then snap, like you're calling a dog.



fish

Wiggle your hand away from you like a fish swimming away.



bird

Open and close your pointer finger and thumb a few times to make a bird's beak.



horse

Touch your thumb to the side of your head and wave your first two fingers forward a few times, like a horse's ear.



frog

Rest your chin on your fist and flick your first two fingers out a few times, like frog legs hopping.



duck

Open and close your first two fingers to your thumb, like a duck's bill.



rabbit

Cross your arms and show the rabbit's ears by moving your first two fingers on both hands forward and backward.