



Thankful Turkey










What you will need:


1. Fall colored construction paper
2. Googly eyes (optional)
3. Scissors
4. Glue stick
5. Writing utensil


Time to create:




1. Print out 1 of the 2 turkey template options below.
2. Cut out the turkey pieces.
3. Glue each piece to the turkey body.
4. Trace each family member's hand onto construction paper and cut hand out.
5. Write each person's name on the palm of the hand, and write what they are thankful for on the fingers.












 two little hands © 2017 www.signingtime.com

